



Matt Ryan, Drew Brees, and Pass Defense Efficiency Betting Results

RESEARCH NEEDS:

How do NFL quarterbacks Matt Ryan and Drew Brees compare in the betting market versus efficient pass defenses? What situations offer lucrative betting trends? In addition to points scored, the client wishes to know historic betting lines, against-the-spread (ATS) records, and ATS margins, as well as specific conditions the market has over- or undervalued each player in their careers.

METHODOLOGY:

Sports Betting Resources queried all NFL contests both Ryan and Brees attempted at least 10 passes or more in a contest. We examined their performances against passing defenses allowing fewer than 6.67 yards per attempt entering a matchup, as opposed to those yielding equal to or more. The 6.67 control is the 10-year NFL average (2008-17) for yards per passing attempt since Ryan entered the league. Brees' first career start came in 2002 (6.56 up to 2017).

RESULTS:

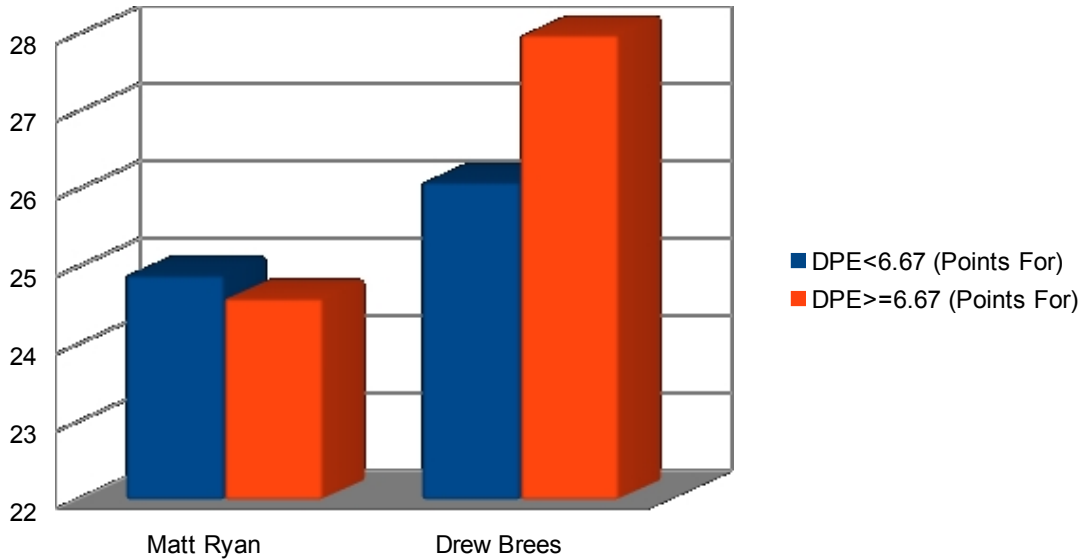
Opponent Passing Yards per Attempt <6.67 (hereinafter DPE—Defense Pass Efficiency)

| Name | Team | DPE<6.67 (Points For) | DPE<6.67 (ATS Record) | DPE<6.67 (ATS Margin) | DPE<6.67 (Avg. Line) |
|-------------|-------------|-------------------------------------|-------------------------------------|-------------------------------------|------------------------------------|
| Matt Ryan | Falcons | 24.9 | 52-36-1 (59.1%) | 2.07 | -0.4 |
| Drew Brees | Saints | 26.1 | 72-56-5 (56.2%) | 2.17 | -1.3 |

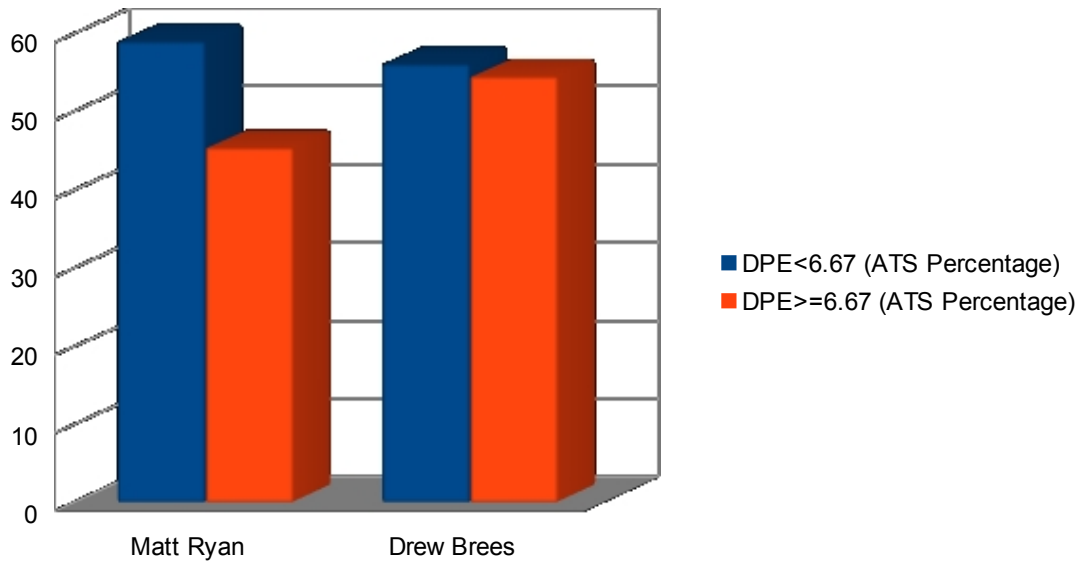
Versus DPE ≥ 6.67

| Name | Team | DPE ≥ 6.67 (Points For) | DPE ≥ 6.67 (ATS Record) | DPE ≥ 6.67 (ATS Margin) | DPE ≥ 6.67 (Avg. Line) |
|------------|---------|------------------------------|------------------------------|------------------------------|-----------------------------|
| Matt Ryan | Falcons | 24.6 | 30-36-1 (45.5%) | 0.53 | -2.4 |
| Drew Brees | Saints | 28 | 59-49-3 (54.6) | 0.41 | -3.6 |

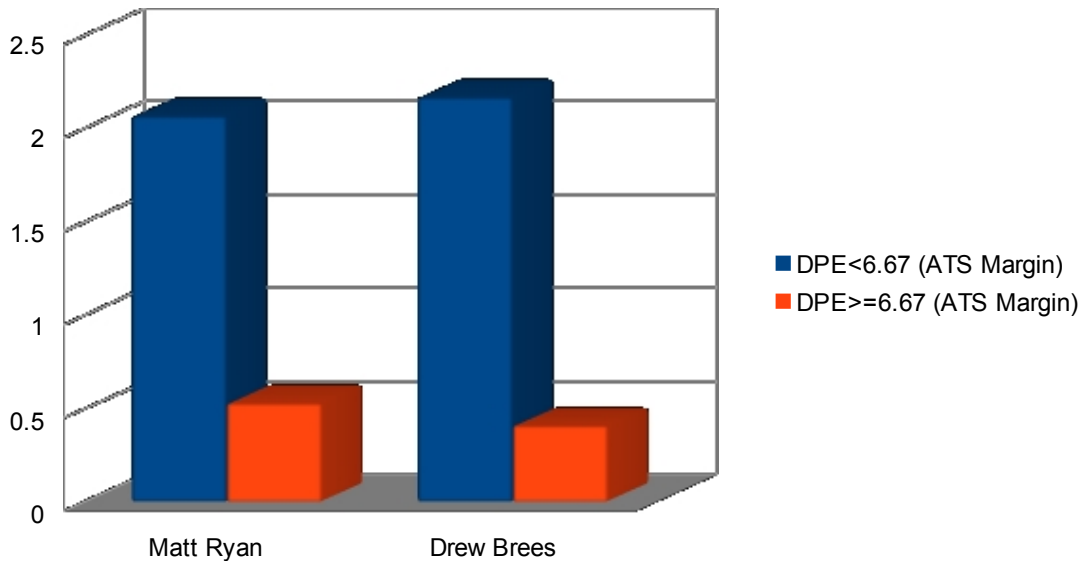
Points Scored (Bar Graph)



ATS Percentages (Bar Graph)



ATS Margin (Bar Graph)



SITUATIONAL ANALYSIS:

1) Brees, DPE >= 6.67, Underdog

In the rare case Brees is catching points against an inefficient passing defense (DPE >= 6.67), backing the Saints is a plus-EV bet. The Canton-bound QB is 20-8-2 ATS (71.4 percent) in this situation, covering a 4.1 average line by 2.6 points per game. The offense accrues 24.9 points with Brees tossing for 7.33 yards per attempt. Results:

| Date | Week | Season | Opp | Site | Final | Line | Margin | ATS Margin | SU Result | ATS Result |
|--------------|------|--------|----------|---------|-------|------|--------|------------|-----------|------------|
| Oct 20, 2002 | 7 | 2002 | Raiders | away | 27-21 | 7 | 6 | 13 | W | W |
| Nov 10, 2002 | 10 | 2002 | Rams | away | 24-28 | 6 | -4 | 2 | L | W |
| Dec 22, 2002 | 16 | 2002 | Chiefs | away | 22-24 | 2 | -2 | 0 | L | P |
| Sep 28, 2003 | 4 | 2003 | Raiders | away | 31-34 | 7 | -3 | 4 | L | W |
| Oct 05, 2003 | 5 | 2003 | Jaguars | away | 21-27 | 3 | -6 | -3 | L | L |
| Oct 27, 2003 | 8 | 2003 | Dolphins | neutral | 10-26 | 6 | -16 | -10 | L | L |
| Sep 19, 2004 | 2 | 2004 | Jets | home | 28-34 | 3 | -6 | -3 | L | L |
| Oct 24, 2004 | 7 | 2004 | Panthers | away | 17-6 | 3 | 11 | 14 | W | W |
| Nov 28, 2004 | 12 | 2004 | Chiefs | away | 34-31 | 3 | 3 | 6 | W | W |
| Dec 26, 2004 | 16 | 2004 | Colts | away | 31-34 | 7 | -3 | 4 | L | W |
| Sep 18, 2005 | 2 | 2005 | Broncos | away | 17-20 | 3 | -3 | 0 | L | P |
| Dec 24, 2005 | 16 | 2005 | Chiefs | away | 7-20 | 1 | -13 | -12 | L | L |
| Nov 26, 2006 | 12 | 2006 | Falcons | away | 31-13 | 3 | 18 | 21 | W | W |
| Sep 21, 2008 | 3 | 2008 | Broncos | away | 32-34 | 5.5 | -2 | 3.5 | L | W |
| Nov 11, 2012 | 10 | 2012 | Falcons | home | 31-27 | 2 | 4 | 6 | W | W |
| Nov 29, 2012 | 13 | 2012 | Falcons | away | 13-23 | 3.5 | -10 | -6.5 | L | L |
| Dec 09, 2012 | 14 | 2012 | Giants | away | 27-52 | 5 | -25 | -20 | L | L |
| Dec 23, | 16 | 2012 | Cowboys | away | 34-31 | 2.5 | 3 | 5.5 | W | W |

| | | | | | | | | | | | |
|--------------|----|------|------------|------|-------|-----|-----|------|---|---|--|
| 2012 | | | | | | | | | | | |
| Jan 04, 2014 | 18 | 2013 | Eagles | away | 26-24 | 2.5 | 2 | 4.5 | W | W | |
| Nov 30, 2014 | 13 | 2014 | Steelers | away | 35-32 | 3.5 | 3 | 6.5 | W | W | |
| Oct 15, 2015 | 6 | 2015 | Falcons | home | 31-21 | 3 | 10 | 13 | W | W | |
| Oct 25, 2015 | 7 | 2015 | Colts | away | 27-21 | 5 | 6 | 11 | W | W | |
| Dec 13, 2015 | 14 | 2015 | Buccaneers | away | 24-17 | 5 | 7 | 12 | W | W | |
| Jan 03, 2016 | 17 | 2015 | Falcons | away | 20-17 | 5 | 3 | 8 | W | W | |
| Oct 02, 2016 | 4 | 2016 | Chargers | away | 35-34 | 3.5 | 1 | 4.5 | W | W | |
| Oct 16, 2016 | 6 | 2016 | Panthers | home | 41-38 | 3 | 3 | 6 | W | W | |
| Oct 23, 2016 | 7 | 2016 | Chiefs | away | 21-27 | 6.5 | -6 | 0.5 | L | W | |
| Nov 17, 2016 | 11 | 2016 | Panthers | away | 20-23 | 3.5 | -3 | 0.5 | L | W | |
| Dec 11, 2016 | 14 | 2016 | Buccaneers | away | 11-16 | 2.5 | -5 | -2.5 | L | L | |
| Sep 17, 2017 | 2 | 2017 | Patriots | home | 20-36 | 6.5 | -16 | -9.5 | L | L | |

2) Brees, DPE<6.67, Home, High Sack Team

Brees ranks as one of the most accurate passers under pressure year after year. When an efficient pass defense, also accruing a high number of sacks visits the Super Dome, he often shines in the betting market. Brees is 24-7 SU and 22-9 ATS (71.0 percent) hosting a pass defense surrendering fewer than 6.67 yards per attempt and tallying more than 2.5 sacks a game. He captains the offense to 29.6 points per contest, beating a -4.4 average line by 4.1 points per game. Brees has covered 14 of 17 matchups laying more than 4 points to visitors in this spot. Results:

| Date | Week | Season | Opp | Site | Final | Line | Margin | ATS Margin | SU Result | ATS Result |
|--------------|------|--------|---------|------|-------|------|--------|------------|-----------|------------|
| Oct 20, 2002 | 7 | 2002 | Raiders | away | 27-21 | 7 | 6 | 13 | W | W |
| Nov 10, 2002 | 10 | 2002 | Rams | away | 24-28 | 6 | -4 | 2 | L | W |

| | | | | | | | | | | |
|--------------|----|------|----------|---------|-------|-----|-----|------|---|---|
| Dec 22, 2002 | 16 | 2002 | Chiefs | away | 22-24 | 2 | -2 | 0 | L | P |
| Sep 28, 2003 | 4 | 2003 | Raiders | away | 31-34 | 7 | -3 | 4 | L | W |
| Oct 05, 2003 | 5 | 2003 | Jaguars | away | 21-27 | 3 | -6 | -3 | L | L |
| Oct 27, 2003 | 8 | 2003 | Dolphins | neutral | 10-26 | 6 | -16 | -10 | L | L |
| Sep 19, 2004 | 2 | 2004 | Jets | home | 28-34 | 3 | -6 | -3 | L | L |
| Oct 24, 2004 | 7 | 2004 | Panthers | away | 17-6 | 3 | 11 | 14 | W | W |
| Nov 28, 2004 | 12 | 2004 | Chiefs | away | 34-31 | 3 | 3 | 6 | W | W |
| Dec 26, 2004 | 16 | 2004 | Colts | away | 31-34 | 7 | -3 | 4 | L | W |
| Sep 18, 2005 | 2 | 2005 | Broncos | away | 17-20 | 3 | -3 | 0 | L | P |
| Dec 24, 2005 | 16 | 2005 | Chiefs | away | 7-20 | 1 | -13 | -12 | L | L |
| Nov 26, 2006 | 12 | 2006 | Falcons | away | 31-13 | 3 | 18 | 21 | W | W |
| Sep 21, 2008 | 3 | 2008 | Broncos | away | 32-34 | 5.5 | -2 | 3.5 | L | W |
| Nov 11, 2012 | 10 | 2012 | Falcons | home | 31-27 | 2 | 4 | 6 | W | W |
| Nov 29, 2012 | 13 | 2012 | Falcons | away | 13-23 | 3.5 | -10 | -6.5 | L | L |
| Dec 09, 2012 | 14 | 2012 | Giants | away | 27-52 | 5 | -25 | -20 | L | L |
| Dec 23, 2012 | 16 | 2012 | Cowboys | away | 34-31 | 2.5 | 3 | 5.5 | W | W |
| Jan 04, 2014 | 18 | 2013 | Eagles | away | 26-24 | 2.5 | 2 | 4.5 | W | W |
| Nov 30, 2014 | 13 | 2014 | Steelers | away | 35-32 | 3.5 | 3 | 6.5 | W | W |
| Oct 15, 2015 | 6 | 2015 | Falcons | home | 31-21 | 3 | 10 | 13 | W | W |

| | | | | | | | | | | |
|--------------------|----|------|------------|------|-------|-----|-----|------|---|---|
| Oct 25, 2015 | 7 | 2015 | Colts | away | 27-21 | 5 | 6 | 11 | W | W |
| Dec 13, 2015 | 14 | 2015 | Buccaneers | away | 24-17 | 5 | 7 | 12 | W | W |
| Jan 03, 2016 | 17 | 2015 | Falcons | away | 20-17 | 5 | 3 | 8 | W | W |
| Oct 02, 2016 | 4 | 2016 | Chargers | away | 35-34 | 3.5 | 1 | 4.5 | W | W |
| Oct 16, 2016 | 6 | 2016 | Panthers | home | 41-38 | 3 | 3 | 6 | W | W |
| Oct 23, 2016 | 7 | 2016 | Chiefs | away | 21-27 | 6.5 | -6 | 0.5 | L | W |
| Nov 17, 2016 | 11 | 2016 | Panthers | away | 20-23 | 3.5 | -3 | 0.5 | L | W |
| Dec 11, 2016 | 14 | 2016 | Buccaneers | away | 11-16 | 2.5 | -5 | -2.5 | L | L |
| Sep 17, 2017 | 2 | 2017 | Patriots | home | 20-36 | 6.5 | -16 | -9.5 | L | L |

3) Ryan, DPE<6.67, Pedestrian Offense, One Score Projection

One performance measure that stands out with Ryan is his ability to put up more points against better-than-average pass defenses (24.9:24.6). Reasons why go beyond the scope of this analysis, but it is noteworthy that this proves advantageous in the betting market when the projected difference between teams is within one score—and the opposing offense is subpar, unable to match Atlanta on the scoreboard. The Falcons are 23-12 SU and 23-11-1 ATS (67.6 percent) with a line between touchdowns against foes posting fewer than 24.0 points per game, covering a -1.7 average line by 3.16 points per game. Ryan leads his team to 26.9 points per tilt with near equal success on the road or at home. He passes for 253.5 yards on 35.4 tosses. Results:

| Date | Week | Season | Opp | Site | Final | Line | Total | Margin | ATS Margin | SU Result | ATS Result |
|--------------------|------|--------|------------|------|-------|------|-------|--------|---------------|--------------|---------------|
| Sep 21, 2008 | 3 | 2008 | Chiefs | home | 38-14 | -5.5 | 36 | 24 | 18.5 | W | W |
| Nov 23, 2008 | 12 | 2008 | Panthers | home | 45-28 | -1 | 42.5 | 17 | 16 | W | W |
| Dec 14, 2008 | 15 | 2008 | Buccaneers | home | 13-10 | -3.5 | 43.5 | 3 | -0.5 | W | L |
| Sep 20, 2009 | 2 | 2009 | Panthers | home | 28-20 | -6 | 43.5 | 8 | 2 | W | W |

| | | | | | | | | | | | |
|--------------|----|------|------------|---------|-------|------|------|-----|-------|---|---|
| Nov 15, 2009 | 10 | 2009 | Panthers | away | 19-28 | -1 | 43.5 | -9 | -10 | L | L |
| Dec 20, 2009 | 15 | 2009 | Jets | away | 10-7 | 6.5 | 36 | 3 | 9.5 | W | W |
| Oct 24, 2010 | 7 | 2010 | Bengals | home | 39-32 | -4.5 | 43 | 7 | 2.5 | W | W |
| Nov 11, 2010 | 10 | 2010 | Ravens | home | 26-21 | -1 | 43.5 | 5 | 4 | W | W |
| Nov 21, 2010 | 11 | 2010 | Rams | away | 34-17 | -3 | 44 | 17 | 14 | W | W |
| Dec 05, 2010 | 13 | 2010 | Buccaneers | away | 28-24 | -3 | 43.5 | 4 | 1 | W | W |
| Nov 20, 2011 | 11 | 2011 | Titans | home | 23-17 | -6 | 44 | 6 | 0 | W | P |
| Oct 28, 2012 | 8 | 2012 | Eagles | away | 30-17 | 2.5 | 45.5 | 13 | 15.5 | W | W |
| Dec 09, 2012 | 14 | 2012 | Panthers | away | 20-30 | -3.5 | 47.5 | -10 | -13.5 | L | L |
| Dec 22, 2012 | 16 | 2012 | Lions | away | 31-18 | -4 | 50.5 | 13 | 9 | W | W |
| Sep 22, 2013 | 3 | 2013 | Dolphins | away | 23-27 | 2.5 | 44.5 | -4 | -1.5 | L | L |
| Sep 29, 2013 | 4 | 2013 | Patriots | home | 23-30 | -2.5 | 49 | -7 | -9.5 | L | L |
| Oct 20, 2013 | 7 | 2013 | Buccaneers | home | 31-23 | -6.5 | 43 | 8 | 1.5 | W | W |
| Dec 01, 2013 | 13 | 2013 | Bills | away | 34-31 | 4 | 48 | 3 | 7 | W | W |
| Dec 29, 2013 | 17 | 2013 | Panthers | home | 20-21 | 6 | 46 | -1 | 5 | L | W |
| Sep 14, 2014 | 2 | 2014 | Bengals | away | 10-24 | 5.5 | 49 | -14 | -8.5 | L | L |
| Oct 26, 2014 | 8 | 2014 | Lions | neutral | 21-22 | 3.5 | 46 | -1 | 2.5 | L | W |
| Nov 23, 2014 | 12 | 2014 | Browns | home | 24-26 | -2.5 | 48.5 | -2 | -4.5 | L | L |

| | | | | | | | | | | | |
|--------------|----|------|-----------|------|-------|------|------|-----|-------|---|---|
| Dec 28, 2014 | 17 | 2014 | Panthers | home | 3-34 | -3 | 48 | -31 | -34 | L | L |
| Sep 27, 2015 | 3 | 2015 | Cowboys | away | 39-28 | -1.5 | 44.5 | 11 | 9.5 | W | W |
| Oct 04, 2015 | 4 | 2015 | Texans | home | 48-21 | -6 | 47 | 27 | 21 | W | W |
| Nov 29, 2015 | 12 | 2015 | Vikings | home | 10-20 | -1.5 | 45 | -10 | -11.5 | L | L |
| Oct 16, 2016 | 6 | 2016 | Seahawks | away | 24-26 | 6.5 | 45.5 | -2 | 4.5 | L | W |
| Nov 27, 2016 | 12 | 2016 | Cardinals | home | 38-19 | -4 | 50.5 | 19 | 15 | W | W |
| Dec 11, 2016 | 14 | 2016 | Rams | away | 42-14 | -6 | 45 | 28 | 22 | W | W |
| Jan 14, 2017 | 19 | 2016 | Seahawks | home | 36-20 | -6 | 52 | 16 | 10 | W | W |
| Sep 17, 2017 | 2 | 2017 | Packers | home | 34-23 | -3 | 56 | 11 | 8 | W | W |
| Oct 29, 2017 | 8 | 2017 | Jets | away | 25-20 | -6 | 45 | 5 | -1 | W | L |
| Nov 05, 2017 | 9 | 2017 | Panthers | away | 17-20 | -1.5 | 42 | -3 | -4.5 | L | L |
| Nov 20, 2017 | 11 | 2017 | Seahawks | away | 34-31 | 1.5 | 45.5 | 3 | 4.5 | W | W |
| Dec 31, 2017 | 17 | 2017 | Panthers | home | 22-10 | -5 | 45 | 12 | 7 | W | W |